

## Household Hazardous Waste Collection

The Western Finger Lakes Authority schedules a collection for household hazardous waste and electronics each year.

Residents from Wayne and Yates Counties may bring their hazardous materials, computers, and other electronics to a central drop-off location.


Some of the materials accepted include:

*acids*  
*adhesives*  
*aerosols*  
*automotive fluids*  
*flammable liquids*  
*harsh cleaners*  
*health and beauty products*  
*hobby and craft materials*  
*pet products*  
*Fluorescent bulbs*  
*garden chemicals*  
*mercury-containing products*  
*mothballs or flakes*  
*Muriatic acid*  
*pool chemical*  
*propane tanks*  
*poisons*

*Please call for more information*  
**1.800.724.3867**

## KEEP MATERIALS OUT OF THE TRASH

If possible, use hazardous materials as they were intended. Do not dispose of them in the trash.




## SOME INFORMATIONAL WEBSITES:

[http://en.wikipedia.org/wiki/Carbon\\_offset](http://en.wikipedia.org/wiki/Carbon_offset)  
[http://www.ecobusinesslinks.com/carbon\\_offset\\_wind\\_credits\\_carbon\\_reduction.htm](http://www.ecobusinesslinks.com/carbon_offset_wind_credits_carbon_reduction.htm)  
[http://www.davidsuzuki.org/Climate\\_Change/What\\_You\\_Can\\_Do/carbon\\_neutral.asp](http://www.davidsuzuki.org/Climate_Change/What_You_Can_Do/carbon_neutral.asp)  
<http://es.epa.gov/techinfo/facts/safe-fs.html>  
[www.nativeenergy.com](http://www.nativeenergy.com)

For healthier schools:  
[www.gogreeninitiative.org](http://www.gogreeninitiative.org)

## DID YOU KNOW...

You can buy carbon offsets for some of your activities, especially travel. Purchasing offsets amends the effects of your travel.



**Carbon offset projects can put back some of what your activities remove.**

## Western Finger Lakes Solid Waste Management Authority

9 Pearl Street, P.O. Box 36 Lyons, New York 14489

Phone: 315.946.7650

Fax: 315.946.7657

[www.wfingerlakesauthority.org](http://www.wfingerlakesauthority.org)  
Email: [mhaizlip@co.wayne.ny.us](mailto:mhaizlip@co.wayne.ny.us)

Western Finger Lakes  
Solid Waste  
Management Authority

## ALTERNATIVES TO HAZARDOUS PRODUCTS

*Get Satisfaction!*  
*Recycle*  
*—and reduce hazardous waste—*  
*every day!*



Tel: 800.724.3867  
[www.wfingerlakesauthority.org](http://www.wfingerlakesauthority.org)

# Alternatives to Hazardous Products: Kitchen, Bath, Laundry, Garden

## The Main Ingredients

Simple ingredients for less toxic cleaners, polishers, pest controls:

- Vinegar
- Washing soda
- Baking soda
- Lemon juice
- Mineral oil
- Soap (not detergent)
- Cornstarch
- Steel wool
- Time
- Elbow grease



Weed and Grass Killer:

In a spray bottle, mix half and half vinegar and water. Add a few drops of dish detergent. Spray weeds and grass liberally. Repeat as necessary.

Disinfectant:

- 1/2 cup borax
- 1 gallon water

Mix borax into water to disinfect and deodorize.

## Recipes

Scouring Powder:

- 1 cup baking soda
- 1/4 cup vinegar

Mix in a small bowl and rub on surface with damp sponge. Let stand a few minutes. Rinse well.

Tub and Tile Cleaner:

- 1/3 cup baking soda
- 1/3 cup Borax
- 1 tsp. vegetable-oil based soap

Mix ingredients and add enough water to make a paste. Apply with sponge or scrubbie. Rinse well after use.

No-Wax Floor Cleaner:

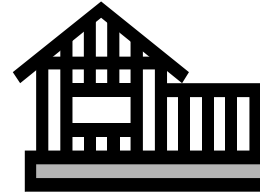
- 1/4 cup vegetable-oil based liquid soap
- 1/4 cup lemon juice
- 2 gallons hot water

Mix and apply. Wipe clean.

Oven Cleaner:

- Small box of baking soda
- A few drops of vegetable-oil based liquid soap
- A mild abrasive pad

Sprinkle some water over bottom of oven. Cover with baking soda. Let sit, preferably overnight. Wipe with pad. After bottom is clean, put a few drops of liquid soap on a sponge and wash sides and top.



**Your home can be less hazardous to your health, your pets, and the environment.**

Brass and Copper Polish

- Flour
- 1/2 tsp. salt
- 1/2 cup vinegar

Mix ingredients to form a paste. Rub onto the brass and let sit for 30 minutes. Rinse with water and dry with a cloth dampened with a little vegetable oil.

## Hazardous Products in the Home

Kitchens, bathrooms, garages and garden sheds may hold several toxic products that we consider to be “everyday.”

By replacing these products with other, less-toxic alternatives, we can safeguard the health of our human family, our pets, and our environment.

New York State has new regulations concerning disposal of mercury-containing products. Some items, such as children’s toys with flashing lights may contain mercury switches. These should be brought to a HHW collection.

As scientists continue to study the effects of products in our homes on the world around us, they are finding more and more toxic chemicals in water, land and air. Even humans carry a “chemical burden” from exposure to items in our homes, work and schools.

Each of us is able to make a difference by making some simple changes in our cleaning and disposal habits within our homes.